

Meeting Poubi Lai

A Giant from the Loktak Lake



This activity sheet is around the One Object Exhibition '**Poubi Lai: The Story of a Giant Python**' organised by National Museum and Indira Gandhi Rashtriya Manav Sangrahalaya, Bhopal. It is designed to help children explore and understand the exhibition in an interactive way.

This activity sheet is suitable for 8-12 years.

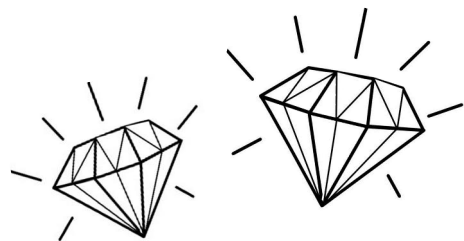
Today we shall travel from National Museum's temporary exhibition hall in Delhi to a small hamlet in Manipur.



Hurry! Our friend *Poubi Lai* will take us on its back. *Poubi Lai* is a mythical creature who finds mention in the Folk Lore of Meitei community in Manipur.



Yes, you have guessed it right, Manipur is one of the North-Eastern states of India. Did you know Manipur literally means the land of Jewels?



Let's begin the fun by knowing more about *Poubi Lai*, through a series of activities.

Activity 1. Let's meet Poubi Lai!

Here is a scramble of words which would help you know more about Poubi Lai. But you have to first observe the sculpture displayed in this room and also read the labels as your answers are hidden in them.

Can you try finding your answers in this table and make a word to fill the blanks.

This is a woodenof Poubi Lai, the mythical creature.

It is believed that Poubi Lai lived inlake.

S	O	D	L	K	A	T	P	M	L
A	D	I	S	L	T	K	W	A	O
M	W	N	D	M	L	P	S	D	S
L	S	E	L	O	K	T	A	K	P
O	C	S	S	A	P	S	L	P	O
P	U	H	L	M	W	L	A	L	K
L	L	W	S	A	P	K	W	M	A
D	P	A	O	D	Y	I	L	I	B
K	T	R	A	O	T	P	M	L	U
P	U	P	I	A	H	I	A	I	I
O	R	L	L	M	O	P	N	S	D
P	E	O	M	A	N	I	P	U	R


Activity 2. Poubi Lai and the namesake.

Manipur is a beautiful state with many ethnic groups and one of the most prominent being the Meiteis.

Did you know that our mythical python *Poubi Lai* is also known as *Paphal*. And the image of *paphal* is now used to symbolically represent Lord *Pakhangba*, who is believed to have ruled Manipur.

Now go to the sculpture and look at it closely. It is a **composite creature** therefore it has a body of a snake and the head of an animal with antler.

If **YOU** had to sculpt a Poubi Lai for National Museum, how would it look like? You may take inspiration from all the mythical creatures that you must have seen in the museum.





Activity 3. Measuring is fun!



This Poubi Lai measures 22 feet in length! It took 15 people to carry it and have it displayed here!


Can you imagine what would be its weight?



Remove the thread pasted in the box.  Place it **ON THE GROUND** in the shape of its body and measure it. **Please do not put the thread on our Poubi Lai.**






Now measure your height with the help of your friend and figure out how many of you or your friends would make this Poubi Lai?



Activity 4: Poubi Lai and his meal

The Poubi Lai you saw at the National Museum lived in a lake called Loktak in Manipur. But it used to destroy habitats of people of one particular occupation. Can you guess the correct occupation by reading the panel near the series of paintings?



Activity 5: Colour it at home

Let's indulge in some research activity. Can you create a home or habitat for your Poubi Lai? But first you will have to find out how this Poubi Lai's home looked like. You may find clues in the colourful paintings displayed in the gallery.



Text and Activity: **Rige Shiba and Suruchika Chawla**
Illustrations: **Suruchika Chawla**
Layout: **Rajalakshmi Karakulam**